



FixchemTM
Bond That Never Breaks

EPOXY GROUT

TILE GROUT

TILE ADHESIVES



ABOUT US

Built upon the solid roots of the FIXCHEM Chemicals Group based in INDIA, FIXCHEM Chemicals is committed to continued technological innovation and to producing timeless and sustainable products and continuously work on the art of designing where we believe to feel out every touch of yours.

Our commitment to excellence will most certainly be an asset to your prototype and production needs. From development through production our promise to you is to deliver the highest quality product in a timely manner, at a fair price and customized to your special needs.



EXCELLENT TECHNOLOGY

FIXCHEM IND. has perfected the techniques that make its wall tiles the most durable and appealing in the market.



QUALITY PRODUCT

FIXCHEM IND. are aesthetically appealing. Our ADHESIVE are unique and uber. They give an edge to space and lift the overall vibe of the home.



INNOVATION

FIXCHEM IND. persistent efforts are directed to create something new and creative for our customers.



AN
ISO 9001:2015
COMPANY



GERMAN
TECHNOLOGY



QUALITY
ASSURED
COMPANY

INDEX

GROUT & EPOXY GROUTS

TILES GROUT	03
EPOXY GROUT (3 PART)	04

TILES ADHESIVE

FC-11	05
FC-33	06
FC-55	07
FC-77	08
BLOCK JOINT MORTAR	09
TILE CLEANER	10
GROUT ADMIX	11

ACCESSORIES

TILES SPACER	12
TILES EQUALIZER	13

GROUT & ADHESIVE DETAIL

TILES GROUT APPLICATION	14
ADHESIVE APPLICATION	16
EXPORT	18

PRODUCT DETAILS:

A high quality fine polymer modified water resistant cement based powder grout, suitable for floor tile and wall tile joints. Up to 3 mm

FEATURES

Polymer modified grout
Good Compressive strength
Available in range of colors
Easy to use
Non shrink
Durable
Abrasion Resistance

PACKAING

1 kg. & 20 kg.

COVERAGE

Varies with tile size and grout width

AVAILABLE COLOUR



SHELF LIFE & STORAGE

Shelf life is 24 months from the date of manufacturing in unopened condition. Store in a cool & dry place



EPOXY GROUT (3 Part)

Use For Hard Bonding of Grout,
With All Types of Grouts.

PRODUCT DETAILS:

3 Part of Epoxy Grout is a three-part system, comprising of PART A, PART B and PART C for ease of application. The ability to fill tile / stone joints. The grout is best mixed to a smooth, creamy consistent paste. Epoxy resin based grout has a high degree of resistance to chemicals, abrasion and higher impact resistance. The cured grout creates a tough, impermeable layer-resistant to food drops, bacteria, and dirt is easily maintained in a sanitary condition.

FEATURES

Stain less and easy to clean, easy to mix and apply. Provides excellent chemical resistant property. Provides hygienic, hard wearing & impervious properties. Non-cracking or powdering. Non-Toxic & restricts entry of bacteria / dirt.




PACKAGING

500gm, 1 kg & 5 kg

SHELF LIFE & STORAGE

Shelf life is 24 months from the date of manufacturing in unopened condition. Store in a cool & dry place



PRODUCT DETAILS:

FC-11 (Gray) high polymer modified cement based tile adhesive, Suitable for fixing small wall and floor tiles in internal situation. Application in difficult and demanding situations consult FIXCHEM regarding use of a higher performance adhesive.

FEATURES

- Suitable for fixing ceramic tiles for wall & floor
- Polymer modified adhesive
- Good strength & interior situations
- Easy mixing & application

PACKAING


20 kg

COVERAGE

Approximately 4.5 o 5m/20kg @ 3mm thickness when using a thin trowel

SHELF LIFE & STORAGE

Shelf life is 12 months from the date of manufacturing in unopened condition. Store in a cool & dry place



PRODUCT DETAILS:

FC-33 (Gray) high polymer modified cement based tile adhesive, Suitable for fixing wall tile, floor tile, vitrified tiles, porcelain tiles 600x600, 800x800, 600x1200 and also tile on tile in internal situation. Applications in difficult and demanding situation consult FIXCHEM regarding use of a higher performance adhesive

FEATURES

- High polymer modified adhesive
- Easy mixing & smooth application & better work ability
- High strength
- For use on walls and floors interior & exterior

PACKAGING

20 kg

SHELF LIFE & STORAGE

Shelf life is 12 months from the date of manufacturing in unopened condition. Store in a cool & dry place



PRODUCT DETAILS:

FC-55 (Gray & White) high polymer modified cement based tile adhesive, Suitable for fixing wall tile, floor tile, vitrified tiles, porcelain tiles, natural stone, marble 600x1200, 800x1200, 1000x1000 and also tile on tile in internal and external situation. Applications in difficult and demanding situation consult FIXCHEM regarding use of a higher performance adhesive

FEATURES

- High polymer modified adhesive
- For use on walls & floors in Interior & exteriors
- Easy mixing & smooth application & better work ability
- High strength & Water resistance
- PLATINUM NSA meets the performance requirements of

PACKAING

20 kg

COVERAGE

Approximately 4.5 to 5m/20kg @ 3mm thickness when using a thin trowel

SHELF LIFE & STORAGE

Shelf life is 12 months from the date of manufacturing in unopened condition. Store in a cool & dry place



PRODUCT DETAILS:

FC-77 (Grey & White), high polymer modified cement based tile adhesive. suitable for fixing wall tiles, floor tiles, vitrified tiles, porcelain tiles, 1000x1000, 1200x2400, 750x1500 applications in difficult and demanding situation consult FIXCHEM regarding use of a higher performance adhesive

FEATURES



- Very high polymer modified
- Very high performance and strength
- Premium multi use adhesive
- Excellent water and frost resistance
- Excellent tensile & shear adhesion

COVERAGE

Approximately 4.5 o 5m/20kg @ 3mm thickness when using a thin trowel

SHELF LIFE & STORAGE

Shelf life is 12 months from the date of manufacturing in unopened condition. Store in a cool & dry place



FEATURES

- High strength
- Fast acting
- Easy to apply
- Improved adhesion between two blocks
- Excellent Durability
- Self curing

PACKAGING

40 kg.

COVERAGE

Coverage is based on smoothness and evenness of the substrate, size of blocks used and the thickness of mortar used. A general guide line of coverage of mortar is given when used with 30% water is added to powder

SHELF LIFE & STORAGE

Shelf life is 12 months from the date of manufacturing in unopened condition. Store in a cool & dry place



PRODUCT DETAILS:

A power ful heavy duty acid based cleaner for ceramic tiles for floor and wall. The cleaner can be easily applied to both horizontal and vertical surface, where it remains in contact with the area to be cleaned. Heavy duty tiles cleaner is designed for removal of cement film residue, efflorescence and lime scale.

NOTE


Do not use on surfaces that are not resistant to acid such as marble / terrazo. Do not use your bear hand, use hand gloves whiles using of tiles care, Highly reactive to skin

PACKAING

500 ml, 1 Ltr & 5 Ltr.

SHELF LIFE & STORAGE

Shelf life is 24 months from the date of manufacturing in unopened condition. Store in a cool & dry place



DESCRIPTION

FIXCHEM Grout Admix is specially designed Grout admix to be used with sanded & Unsanded Grout.

FEATURES

It improves the performance of Portland Cement grouts for all type of ceramic tile, brick, marble, natural stone and agglomerate stone installations.

COVERAGE

Varies as per application

PACKING

100 ml. & 200 ml.

SHELF LIFE & STORAGE

Shelf life is 24 months from the date of manufacturing in unopened condition. Store in a cool & dry place



ADVANTAGES

At the most basic level, spacers have a pretty simple purpose: they will allow you to keep the tiles at equal distance, enabling you to space them correctly and get a symmetrical result. However, their benefits don't stop there.

METHOD OF APPLICATION

if you plan to undertake tile installations at home, be sure to obtain some tile spacers for your project. Spacers are small cross-like or T-shaped pieces of plastic, ceramic or wood which help you to space your tiles apart in equal distance. They come in various sizes, although most commonly used spacers range in width from 1/4 to 3/8 of an inch. To use spacers, you need to lay 4 tiles at a time on the work surface. You place the spacers at the corners of each tile and then push the tiles together until they can go no further. Once you complete your tile installation, you can remove the spacers and save them for a future project. Spacers can help you to accomplish a well installed and attractive tile arrangement on floors, walls or countertops in your home.

Available Size:-



2mm, 3mm, 4mm, 5mm, 6mm, 8mm, 10mm

PACKING

100 Nos-Per Packet

Application Areas

Walls, Floors, Interiors, Exteriors,
 Dry & Wet areas, Showers,
 Swimming Pools



APPLICATION AREAS

Walls, Floors, Interiors, Exteriors, Dry & wet areas, showers, Swimming pools

Available In Two Sizes Small And Large

Pack Size :

Small Size

50 (Clip) + 50 (Wedge)


Big Size

Available 100 clip &
100 Wedge Differently

Clips Available in
2, 3 & 4mm.



Size \ Area	1m ²	2m ²	5m ²	10m ²	20m ²	50m ²
30x30 cm	12	24	60	120	240	600
40x40 cm	25	50	125	250	500	1250
50x50 cm	15	30	75	150	300	750
30x60 cm	18	36	90	180	360	900
60x60 cm	12	20	50	100	200	500
80x80 cm	10	20	45	80	140	360



TILES GROUT APPLICATION

Areas of Application

Fixchem Tile Grout is used for grouting of ceramic tiles, marbles, natural stone and edges.

- * Specially formulated for wet or submerged grouting applications such as swimming pool, bathrooms, toilets, fountains and kitchen areas.
- * It can be used for external and internal areas.
- * It is used in residential and commercial areas.
- * Application up to joint width of 2-4mm.
- * It is excellent for highly glazed tiles to give a smooth and watertight joints which when set will be both water and mould resistant.

Method of Application

1 Surface Preparation

- * Surface must be cleaned and should be free from dirt, cured tile adhesive. Remove dust with wire brush & by air blower.
- * For exterior grouting application, wet the tiles prior to applying **Fixchem Tile Grout**.

2 Mixing

- * Add the grout powder to the mixing **Fixchem Grout Hardener** (w:p ratio – 1 : 2.5 by volume) and mix with slow speed drill (250-300 rpm) to a soft & smooth consistency paste.
- * If the grout mortar has become too stiff to work, it should be discarded and a new batch should be prepared.

3 Application

Apply to the tile joints with squeegee, spatula or putty blade. After application flush the surface of tile using a hard rubber float, working diagonally across the grout joints to fill and compact the joints. All excess grout should be removed with the same rubber float without any delay.

* Lesser the quantity of grout left on the face of the tiles while application, the final cleaning will be easier. with **Fixchem Tile Care**.

* However, it is important to allow the grout to set in the joint and to let it acquire its initial set before any further cleaning. After the initial set of the grout, clean the tile surface with a pad of cheesecloth or towel dampened with minimum quantity of clean and cool water. Rub in a circular motion to further compact the grout.

* The remaining surface grout on the tile can also be cleaned at this time. Scrubbing pad fastened to a float works very well to remove grout from the porous tiles.

* Rebuff the tile surface and grout within 1-2 hours to remove all weep water and grout residue from the surface, which helps to reduce the efflorescence and to control colour variation.

4 CLEANING

*Polish the tiles when the job is complete with a clean dry cloth. Scrubbing the floor with hot water and soap water is the best.

*Due to polymer content, it is advisable to clean the surface immediately after the grouting.

Shelf Life & Storage

Shelf life is 24 months from the date of manufacturing in unopened condition.

Store in a cool & dry place.

Health & Safety Precautions

Protective clothing, such as gloves and goggles, should be worn.

* Treat any contact to the skin or eyes with fresh water immediately.

* Do not induce vomiting & seek medical

* Assistance immediately.

* Reseal pack after use and ensure product is stored as instructed..

Approximate Coverage Ratio for Tiles Grout & Epoxy Grouts

In mm	2mm	3mm	4mm	6mm	8mm	10mm	12mm
100x100x3	264	177	133	90	68	55	46
150x150x4	296	198	149	100	75	61	51
200x150x4	269	181	136	91	69	55	46
150x300x6	263	175	132	88	66	53	44
300x300x6	394	263	198	132	100	80	67
450x300x7	405	270	202	135	101	81	68
600x450x8	506	337	253	169	127	101	85
600x600x8	591	394	295	197	148	119	99
600x900x11	515	343	258	171	129	103	86
900x900x12	590	393	295	197	148	118	99

Approximate Sq.ft Coverage per 5 kg. Grout

Method of Application

1 Surface Preparation

* The surface should be sound, clean, and free from dirt, oil or grease before **Fixchem Adhesive** is applied | Substrate should be in Saturated Surface Dry (SSD) condition before application of adhesive | Substrates should be in plumb before application of adhesive

2 Mixing

Mix 20 kg of **Fixchem Adhesive** with 5 to 6 liters of water | Mix to a uniform lump-free consistency using a forced action mixer | Keep it for approximately 5 minutes to fatten it | Hand mixing is recommended for small quantities only | Mix as much quantity as can be consumed in 45 min.

3 Application

Apply **Fixchem Adhesive** paste on substrate with plain side of notch trowel. Press paste firmly to work into substrate.

Comb with notch trowel with notched side, notch trowel to be selected as per required bed thickness | Spread as much adhesive paste as can be tiled within 15 minutes | Start placing/fixing of tiles & tap using beating block or rubber mallet | For large format tiles & stone provide back butter for 100 % coverage & firm bonding | Periodically remove a tile to check transfer of material on tile. Also check spread of adhesive, if not proper and if becomes non-sticky then scrap it & apply paste again...

4 GROUTING

Grouting should preferably be carried out at least 24 hours after the completion of tiling. For grout joints upto 3mm wide use **Fixchem Tile Grout & Epoxy Grout** | For grout joints above 3mm wide use RTM Wide | After grouting clean and polish tiles with a damp sponge or cloth

5 CLEANING

Clean the tools & equipments with potable water immediately after use.

Precautions & Limitations

Always add powder to liquid and not liquid to powder While working in temperature more than 35°C (95°F) always dampen the substrate & finish faster Tiling should not be done when surface temperature is below 40°C.

Health & Safety Precautions

Protective clothing, such as gloves and goggles, should be worn. Treat any contact to the skin eyes with fresh water immediately. Do not induce vomiting & seek medical Assistance immediately Reseal pack after use and ensure product is stored as instructed..

Shelf Life & Storage

Shelf life is 12 months from the date of manufacturing in unopened condition. Store in a cool & dry place.

TILE ADHESIVE DETAILS				
SR.NO	PRODUCT	GREAD	PACK	APPLICATION AREA
1	FC-11 ADHESIVE	GREY	20 KG	Applying Ceramic Wall Tiles on wall internally, Applying tile on wall (10x15, 12x18 & 12x24), Applying Floor tiles on floor (10x10, 12x12, 16x16).
2	FC-33 ADHESIVE	GREY	20 KG	Applying tile on tile on floor, Applying vitrified tiles on wall internally (600x600 mm, 600x1200 mm, 800x800 mm)
3	FC-33 ADHESIVE	WHITE	20 KG	Applying tile on tile on floor, Applying vitrified tiles on wall internally & Externally (600x600 mm, 600x1200 mm.800x800 mm) Applying window & door Granites.
4	FC-55 ADHESIVE	GREY	20 KG	Applying big size tile on tile (600x1200 mm, 800x800 mm, 800x1200 mm, 800x1600mm, 900x1200mm, 1000x1000mm), Applying vitrified tiles on wall internally (600x600 mm, 800x800 mm) Applying small size marble & granites on wall internally (600 mmx600 mm,800 x800 mm).
5	FC-55 ADHESIVE	WHITE	20 KG	Applying big size tile on tile (600x1200 mm, 800x800 mm, 800x1200 mm, 800x1600mm, 900x1200mm, 1000x1000mm), Applying vitrified tiles on wall Externally (600x600 mm, 800x800 mm) Applying small size marble & granites on wall Externally (600 mmx600 mm,800 x800 mm).
6	FC-77 ADHESIVE	GREY	20 KG	Applying Vitrified slabs wall internally (1000x1000mm, 1200x2400mm, 750x1500mm, 800x2400mm, 1600x3200mm), Applying Vitrified Tiles on wall Internally (600x600mm, 1000x1000mm) Applying natural stone, marble & granites on wall internally (No Limit)
7	FC-77 ADHESIVE	WHITE	20 KG	Applying Vitrified slabs wall Externally (1000x1000mm, 1200x2400mm, 750x1500mm, 800x2400mm, 1600x3200mm), Applying Vitrified Tiles on wall Externally (600x600mm, 1000x1000mm) Applying natural stone, marble & granites on wall Externally (No Limit)
8	BLOCK JOINT MORTAR	GREY	40 KG	For applying Light Weight AAC Block




We are delighted to have our products exported to some of the countries on our planet. We have a very flawless and streamlined process that ensures uninterrupted and timely delivery across the globe. With utmost dedication, smart work, and honesty: our products are now known by their brand name and enjoy popularity. Our smart packaging makes sure that the tiles are reaching their destination. Moreover, an expert's eye is always there to ensure that the process is working smoothly



Marketing & Manufacturing by :

 **FIXCHEM INDUSTRIES**

Lajai-Hadmatiya Road, Morbi 363641 (Guj.) INDIA.

 Customer Care No.: +91 9898 172 173

 fixchemindustries@gmail.com

 www.fixchem.in

Join us:      